

Highway 15 – Pacific Highway Truck Crossing

Southbound Improvements at the Pacific Border Crossing for US bound commercial and FAST trucks


Improvements south of 2nd Avenue were implemented by the BC Ministry of Transportation and Infrastructure including a new lane dedicated to FAST trucks, and 11 signalized lanes for increased staging of commercial trucks.

How do Commercial Trucks navigate the Staging Area?

- Trucks approach from 2nd Avenue using the **left** approach lane.

If ready to go to the US border crossing booths:

- When the Signal for Trucks turns **green** and accompanying lane number is provided, proceed to the correct lane in the staging area (lanes 1 through 11).
- A flashing green arrow will guide you to the correct lane.
- When entering the lane, proceed to the STOP BAR or pull up close to the truck ahead. Maintain a tight gap as trucks pull forward. This allows the system to properly detect your truck, and ensures you are released to the US border crossing booths in the correct order.
- When the traffic signal turns **green**, the first truck in the lane proceeds to the US border crossing booths.
- Once space is available in the US border crossing booths, another truck is called from the staging area with a **green** light.




*** Trucks are released to the US Border Crossing Booths on a first come, first served basis.***



If parking: proceed immediately to the dedicated parking stalls on the north end of the staging area (the immediate left). When ready to proceed to the US border crossing booths, please pull forward to the Signal for Parked Trucks stop bar at the front of the parking area. You will be placed in sequence with the other trucks in the staging area.

How do FAST Trucks navigate the Staging Area?

- FAST Trucks approach from 2nd Avenue using the **right** FAST ONLY lane.
- Stay in the dedicated FAST lane and proceed directly to the traffic signal at the south end of the lot. On the **green** light, proceed to the US border crossing booths.



How does the FAST lane and Staging Area benefit cross-border trade?

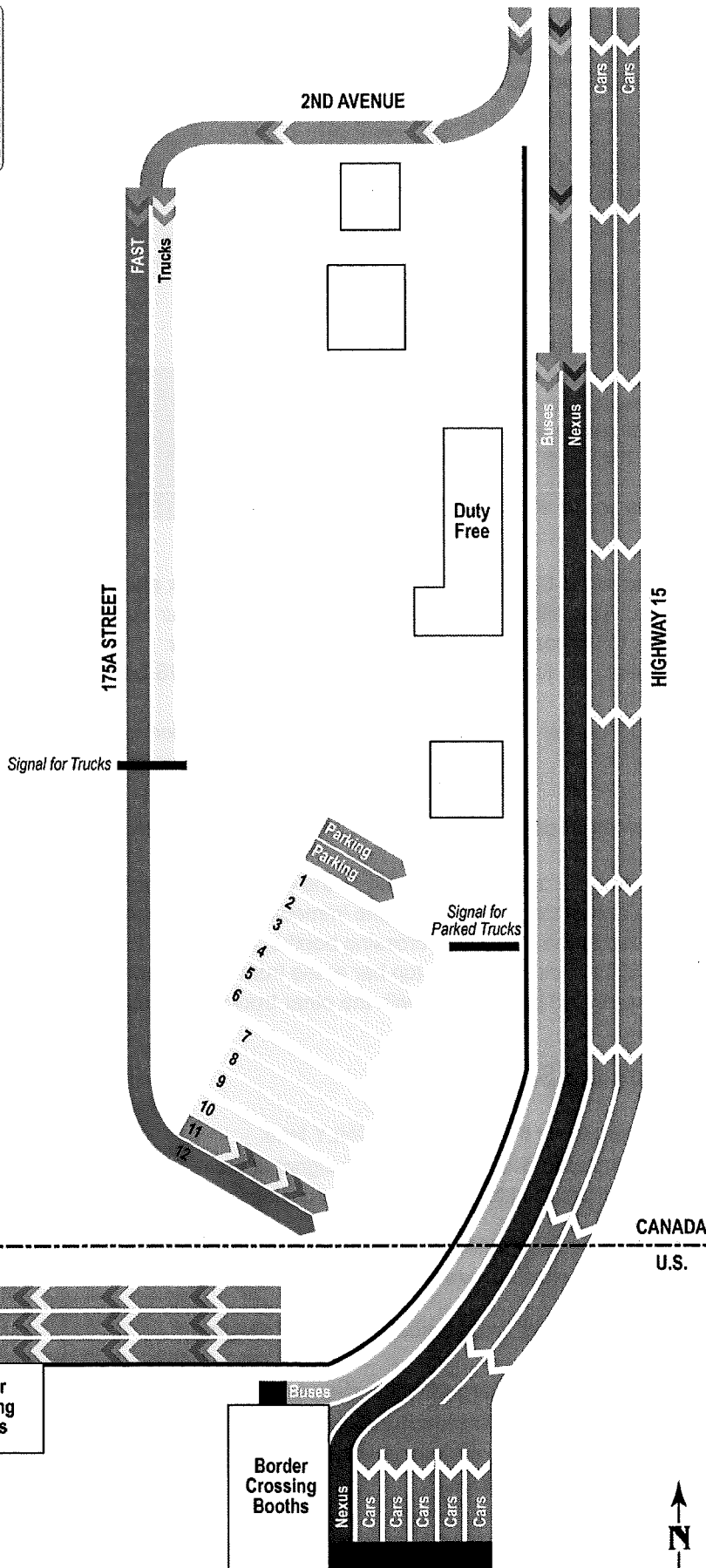
- **Overall reduction in wait time for commercial trucks due to efficient staging.**
- **Priority access for FAST Trucks.**
- **Reduced Green House Gas emissions by reducing idling in the staging area.**
- **Improves trade between British Columbia and Washington State:** FAST trucks receive maximum benefit from enrollment in the FAST program, while still processing non-FAST trucks efficiently to the benefit of the economies of both the Canada and the U.S.

CURRENT Booth Alignment

LEGEND


-  Buses
-  Cars
-  FAST
-  Nexus

*Solid color = Dedicated lane



U.S. contact information, and to report FAST lane violations:

U.S. Customs and Border Protection
 Pacific Highway Port of Entry
 9901 Pacific Highway
 Blaine, WA 98230
 Tel: 360-332-2334 or
 360-332-3041



BC Highway Conditions
 toll-free in North America
1-800-550-4997

drivebc.ca